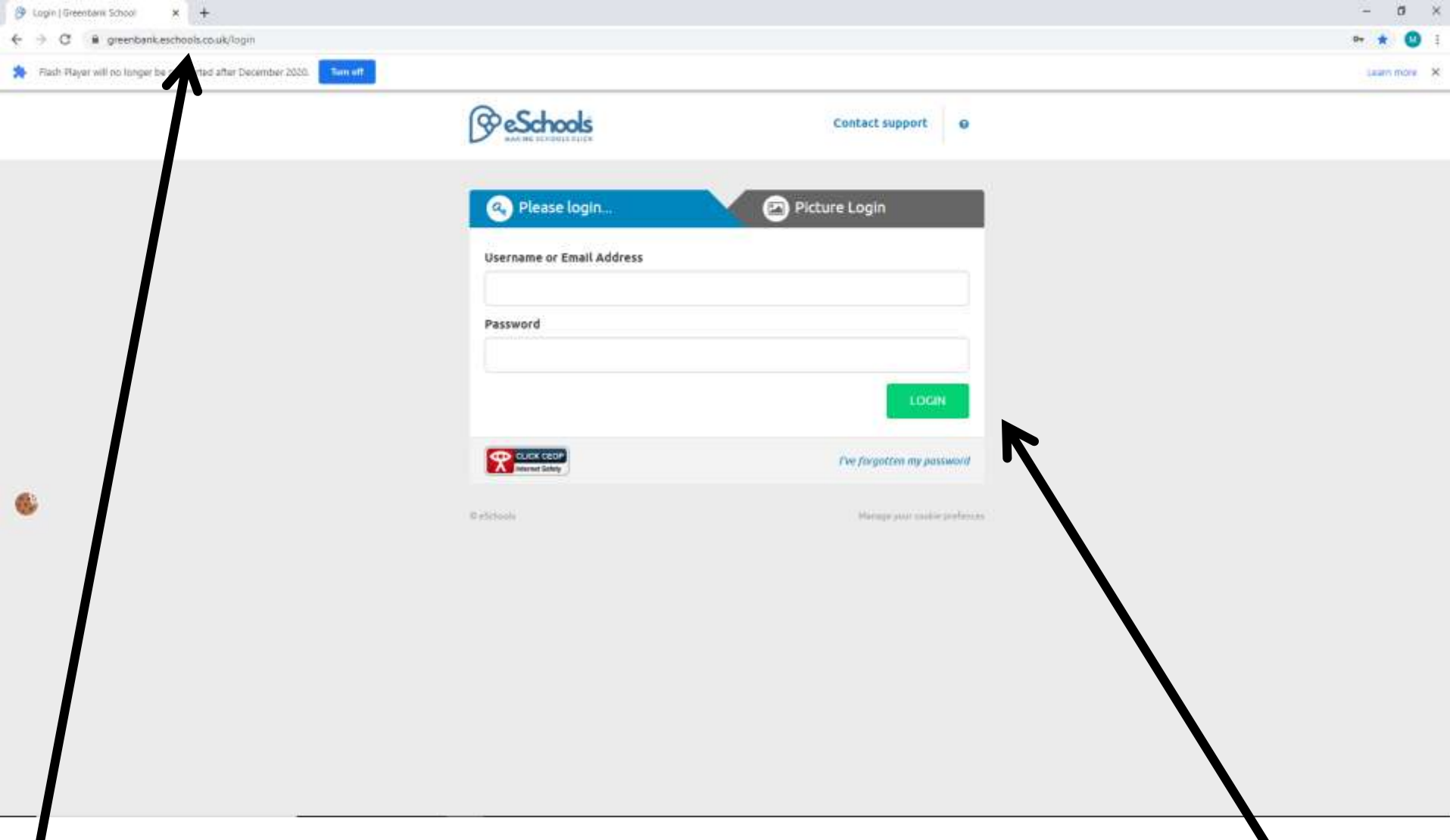


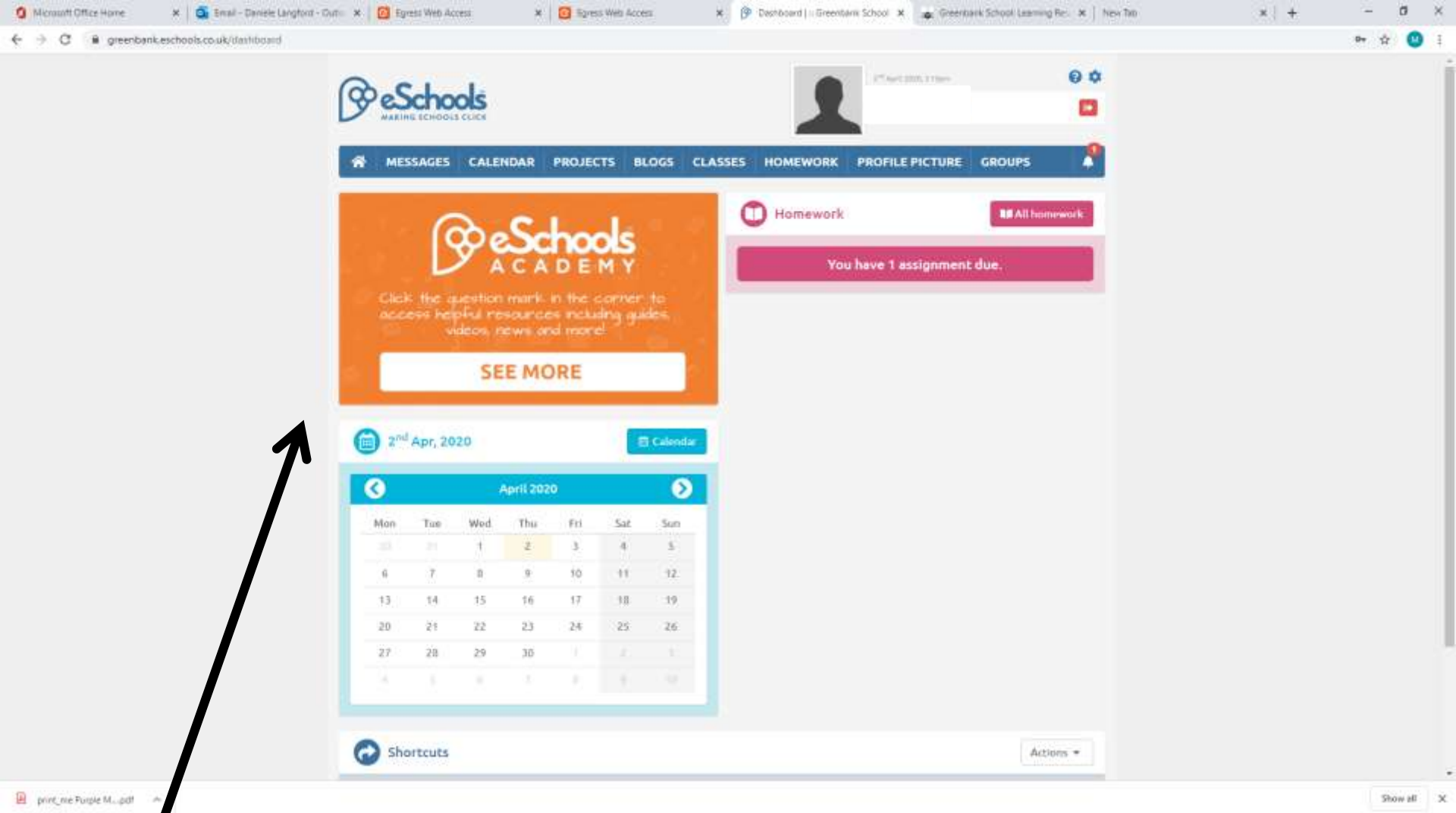
Accessing eSchools

A student 'how to' guide

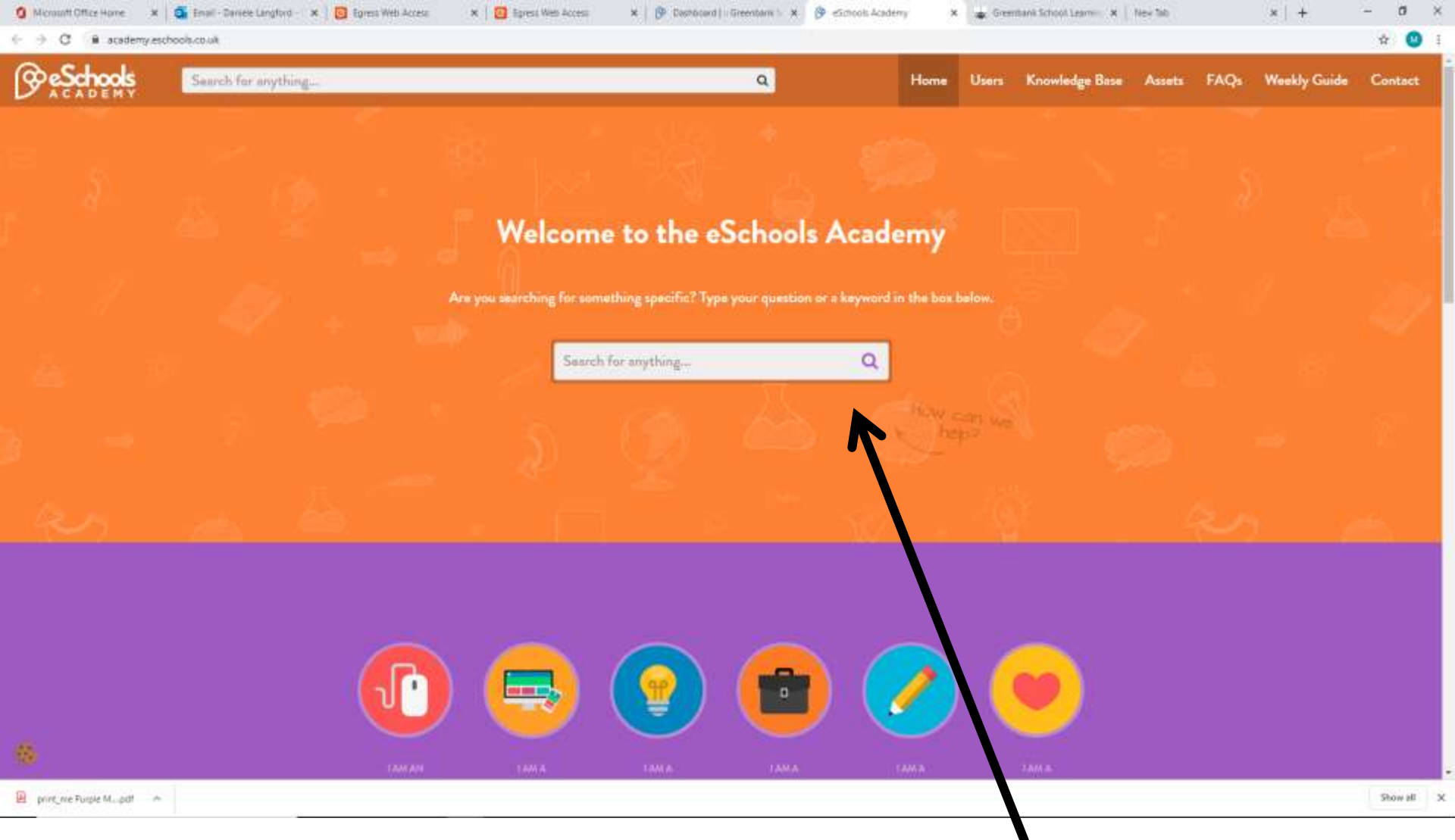


Open your internet browser and go to **Greenbank School** website. Click on the **Learning Resources Tab** and click on **eSchools** or follow the link <https://greenbank.eschools.co.uk/login>
Use the username and password you were sent in the post to login. The user name is your first and second name, separated by a full stop. Your password is a 4 digit number.

Dashboard



Your **dashboard** should look like this. If you click on the **orange box**, it will take you to the help page called eSchools Academy.



Your **eSchools Academy** is where you will find help on how to do things. Just type in the search box if you get stuck.

The screenshot shows the eSchools Academy dashboard. At the top, there is a navigation bar with links for Messages, Calendar, Projects, Blogs, Classes, Homework, Profile Picture, and Groups. Below this, there is a large orange banner for eSchools Academy with a 'SEE MORE' button. To the right, there is a 'Homework' section with a pink box that says 'You have 1 assignment due.' A black arrow points from this pink box down to a text box at the bottom of the page. Below the banner, there is a calendar for April 2020, and at the bottom, there are 'Shortcuts' and 'Actions' sections.

Microsoft Office Home | Email - Daniele Langford - Out... | Egress Web Access | Egress Web Access | Dashboard | Greenbank School | Greenbank School Learning Res... | New Tab

greenbank.eschools.co.uk/dashboard

eSchools
MARINE SCHOOLS CLICKE

MESSAGES CALENDAR PROJECTS BLOGS CLASSES HOMEWORK PROFILE PICTURE GROUPS

eSchools
ACADEMY

Click the question mark in the corner to access helpful resources including guides, videos, news and more!

SEE MORE

2nd Apr, 2020 Calendar

April 2020

Mon	Tue	Wed	Thu	Fri	Sat	Sun
30	31	1	2	3	4	5
6	7	8	9	10	11	12
13	14	15	16	17	18	19
20	21	22	23	24	25	26
27	28	29	30	1	2	3
4	5	6	7	8	9	10

Shortcuts Actions

https://greenbank.eschools.co.uk/quickhomework

print_me Purple M...pdf

Show all

Back on your **dashboard** you should look at the pink section which has all your homework and projects listed. If you click on the **pink box**, it will take you to the **homework page**.

Microsoft Office Home x Email - Daniele Langford - Out x Egress Web Access x Egress Web Access x Homework | Greenbank School x Greenbank School Learning Res x New Tab

greenbank.eschools.co.uk/quickhomework

eSchools
MAKING SCHOOLS CLICKE

LOG OUT

MESSAGES CALENDAR PROJECTS BLOGS CLASSES HOMEWORK

Homework > Current Search assignments

Homework Due HOMEWORK DUE HOMEWORK HANDED IN

Homework name	Date set	Project / Class	Due date
Diary of Last Week	Due 01/04/2020	Whole School	12/04/2020 03:00 PM

Shortcuts ACTION

You do not have any shortcuts.

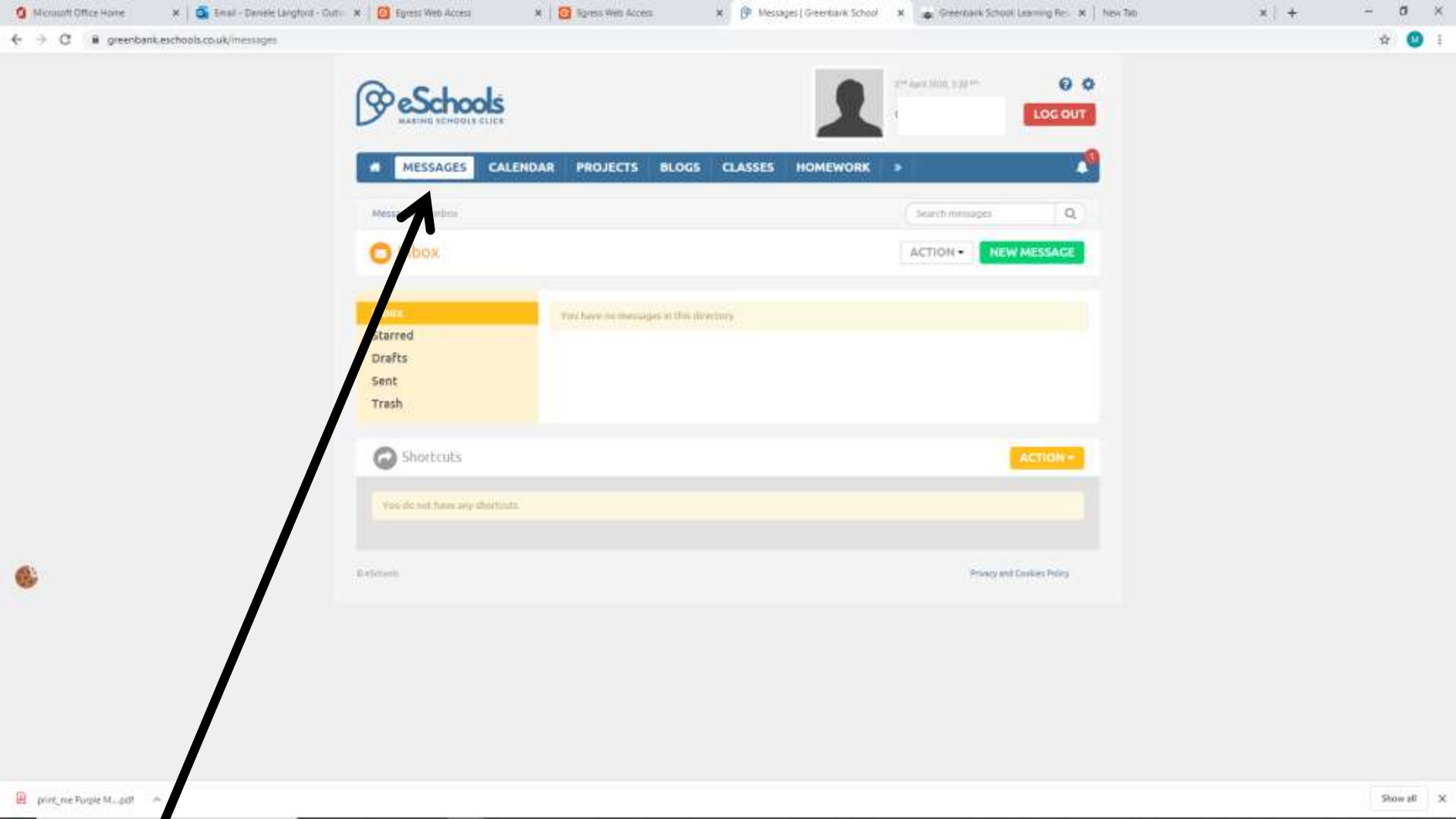
© eSchools Privacy and Cookies Policy

https://greenbank.eschools.co.uk/quickhomework/view/13244/like/437551

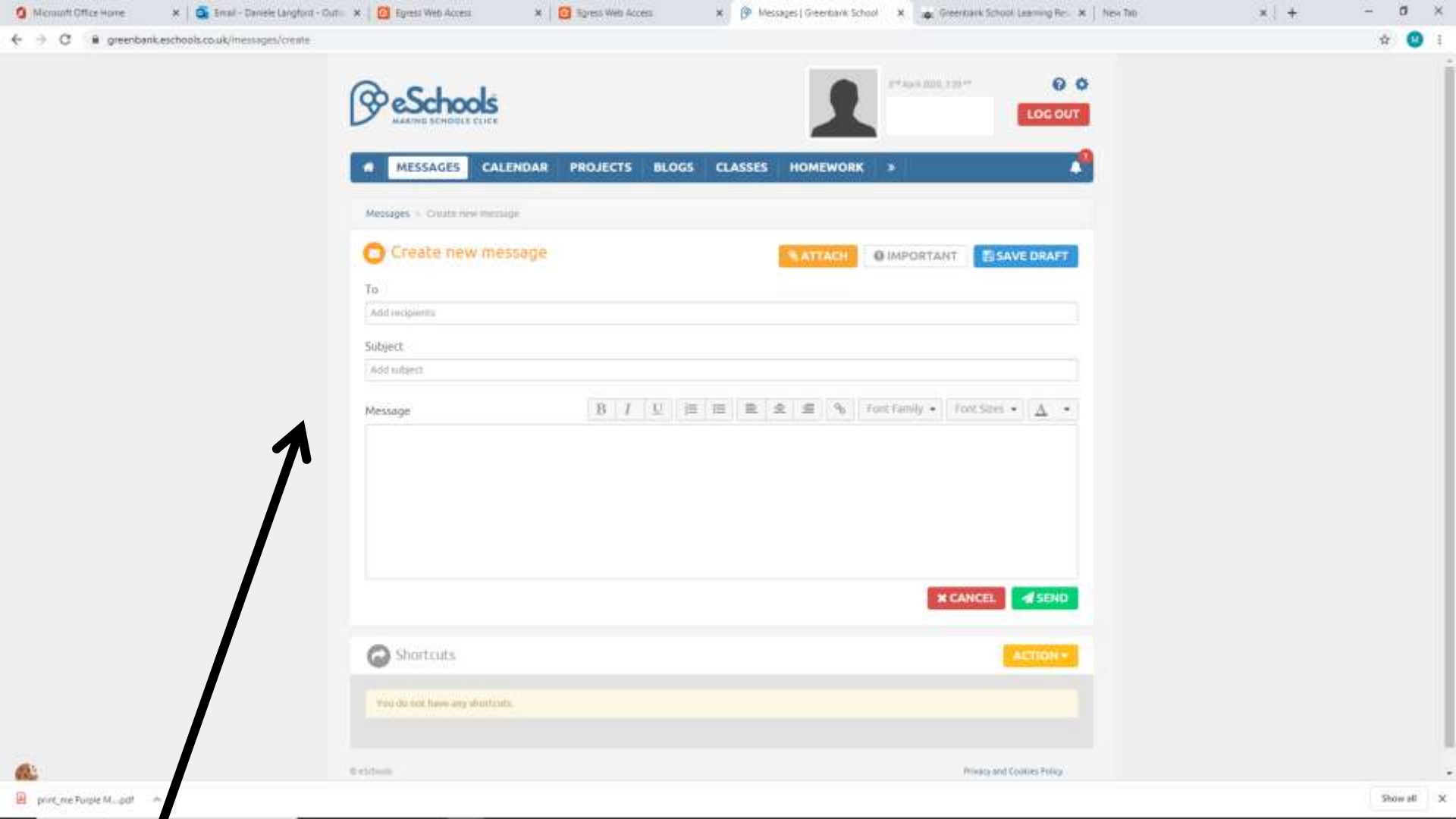
print_me Purple M...pdf Show all

It tells you the name of your homework, the date that it was set and the date when your teacher expects you to have completed it by. Try your best, and you can always leave feedback if you found the work too easy or too hard, if there is not enough or too little. **Tell your teacher**, then they can help and make sure that the work set for you is just right!

Tabs across the top



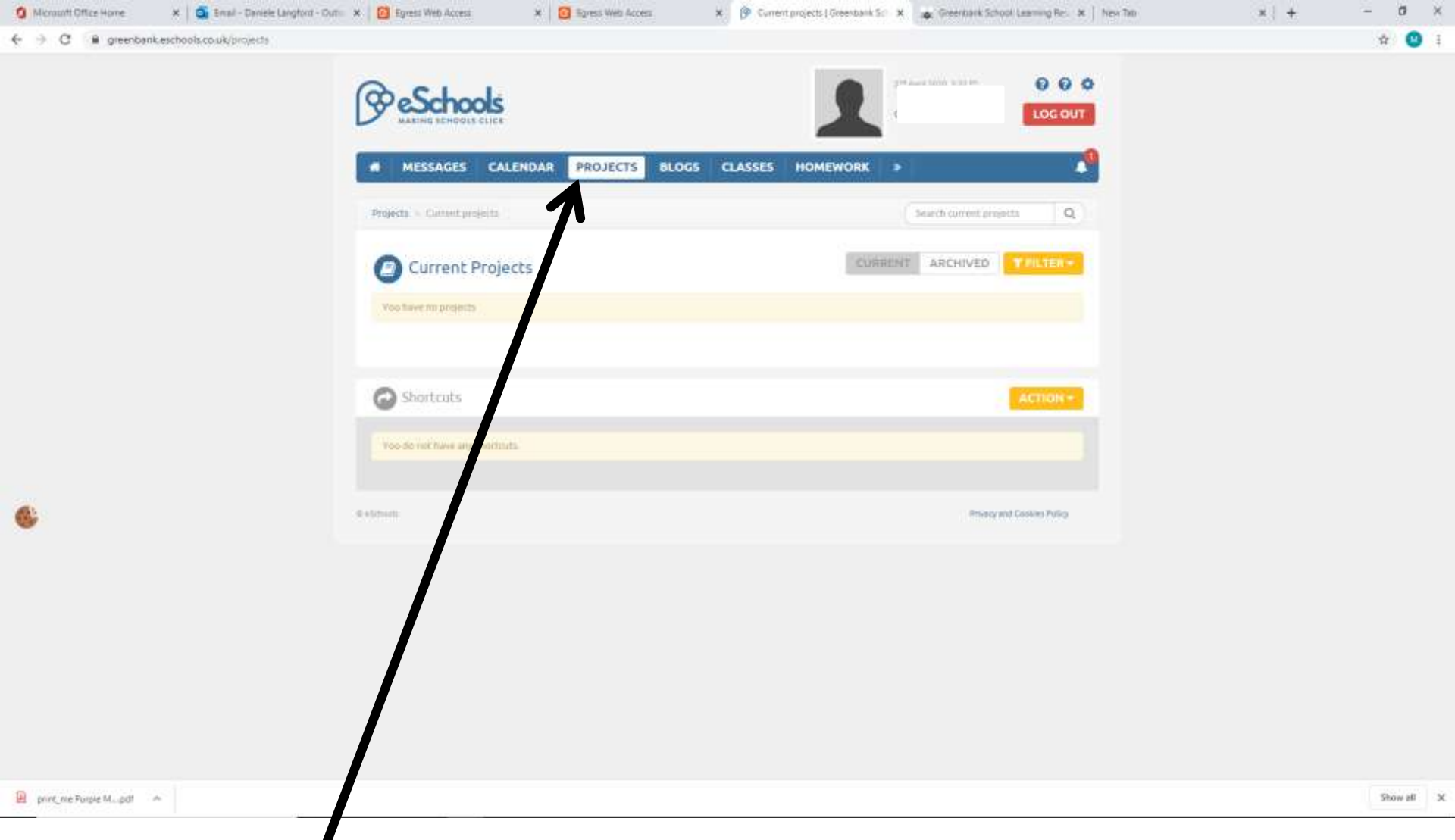
Your **messages** is where you can read and receive a message to a member of staff if you get stuck with a piece of homework, or want to email them some work that you have been doing at home that you would like to show us.



Just treat it like a normal email, type in the teachers name, what it is about in the subjects box and then type your message.

The screenshot shows the eSchools website interface. At the top left is the eSchools logo with the tagline 'MAKING SCHOOLS CLICK'. To the right is a user profile icon and a 'LOG OUT' button. Below this is a navigation bar with tabs for 'MESSAGES', 'CALENDAR', 'PROJECTS', 'BLOGS', 'CLASSES', and 'HOMEWORK'. The 'CALENDAR' tab is currently selected. Below the navigation bar, the page title is 'Calendar - April 2020'. The main content area displays a calendar for April 2020. The calendar has a blue header with 'TODAY' and 'April 2020' and an 'OPTIONS +' button. The days of the week are listed at the top: Mon, Tue, Wed, Thu, Fri, Sat, Sun. The dates 1 and 2 are highlighted in yellow. A large black arrow points from the bottom text box to the 'CALENDAR' tab in the navigation bar.

You can add things to your **calendar**, but for now, I would just leave this tab as it is not needed for your online learning.



The **Projects** page shows what projects have been set by your teachers. They normally have a few homework tasks set in them, around particular theme. For example, KS5 have been set projects about space for the first week, and all their homework is about Space.

eSchools
MAKING SCHOOLS CLICKE

27th April 2020, 3:23 PM

LOG OUT

MESSAGES CALENDAR PROJECTS **BLOGS** CLASSES HOMEWORK

Blogs > My blogs

Search current blogs

My Blogs

CREATE BLOG ACTION

You have no blogs

Shortcuts

ACTION

You do not have any shortcuts

© eSchools

Privacy and Cookies Policy

You can set up and take part in **blogs** with your class, but for now, I would just leave this tab until it is set up by your class teacher.

Greenbank School Microsoft Office Home Email - Daniele Langford - Out... Greenbank School Learning Res...

greenbank.eschools.co.uk/classes/view/203014

SA

SA homepage Class list Projects Set-up

Welcome to Mrs Artess's Class

Hello to my super amazing class

Hi SA and welcome to your eSchool learning. I know I have spoken to you all on the phone and I have been giving you additional work but this resource will give you more of a classroom feel. You will be set work and given a week to finish it so no need to rush and it is something you can keep coming back to. Don't worry I will continue to call you and give other work where needed, like recipes, quizzes, art work and resources that will support you in preparation for any interviews that you may have.

Maths & English

Mr Kenny will be setting the Maths work and you have the MyMaths website to carry out additional tasks. Don't panic about that, there is a web link at the bottom of the page which will guide you step by step through the process. Obviously this means that I will be in charge of all the English work so there will be no change for you there at all it will be just like school.


Projects

I will be setting a weekly project for you which I am quite excited about as I know how much you will enjoy this. I also know that SA are extremely creative and artistic so sharing your projects will be a great way of us having fun, staying focused and sharing our ideas.

Final thought

I just want you all to know how extremely proud I am of each and every one of you. You are managing your change in routine far, far better than I could have ever hoped for. You are all my shining stars.

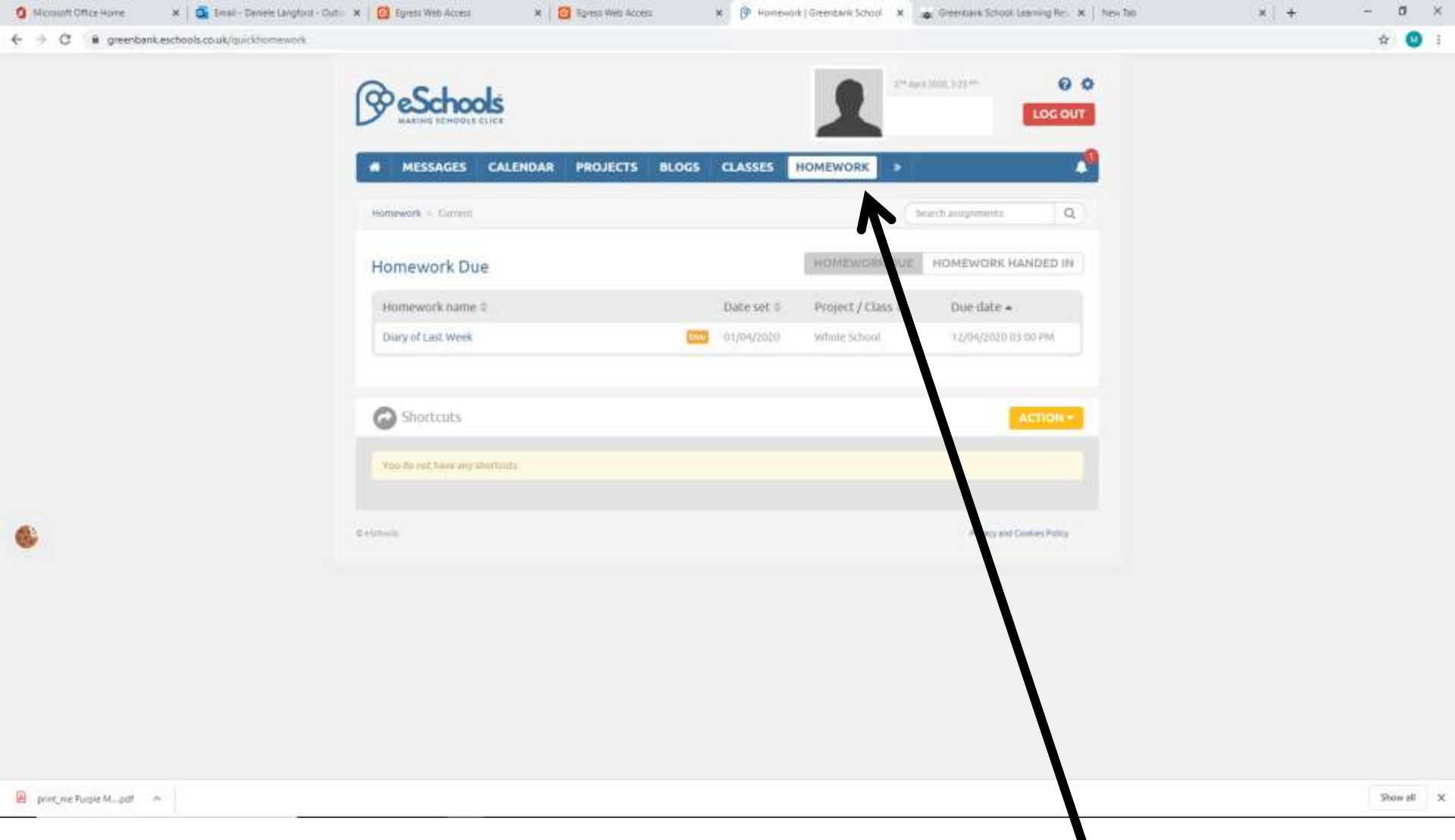
This week's video resource



Coronavirus: How to be your best self during lock...
BBC iPlayer
newsround

Useful Links & Downloads

Your **Classes** tab will take you to your class page. Here you will find information from your class teacher, with useful resources and videos to watch. At the bottom of the page, you will find **useful links and downloads**, which will have the help on how to access your MyMaths too.



The **Homework tab** takes you to the exact same place as the **pink button** on your **dashboard**.

Step 1 – Navigate to the page that you want to make a shortcut to. In this example I am using **homework**.

Step 2 – Click on the orange button called **Action** and then **Add page as shortcut**

Step 3 – Give your shortcut a name, I've called it **Homework**

Homework Due

Homework name	Date set	Project / Class	Due date
Diary of Last Week	01/04/2020	Whole School	12/04/2020 03:00 PM

Shortcuts

You do not have any shortcuts.

ACTION

- Edit shortcuts
- Add page as shortcut**

Add a name for this shortcut

Homework

CANCEL ADD

Read me first

You can add a **Shortcut** to the bottom of your page by following these 3 simple steps. The purpose of the shortcut is to make it easier for you to access the parts of the site you use most often.

Now you can see a **Homework** button at the bottom of your **dashboard**

MESSAGES CALENDAR PROJECTS BLOGS CLASSES HOMEWORK PROFILE PICTURE GROUPS

eSchools ACADEMY

Click the question mark in the corner to access helpful resources including guides, videos, news and more!

SEE MORE

2nd Apr, 2020

Calendar

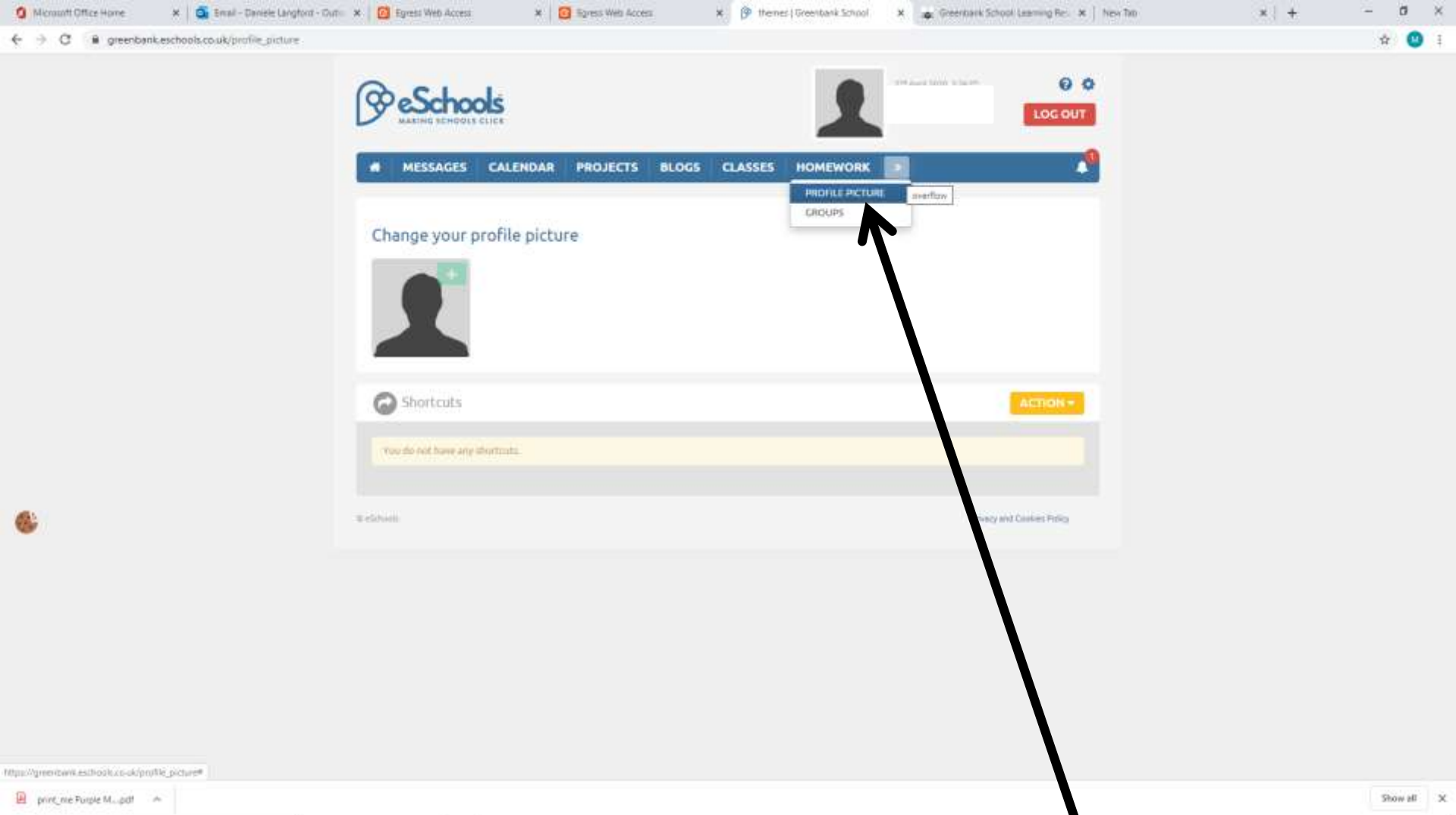
April 2020

Mon	Tue	Wed	Thu	Fri	Sat	Sun
30	31	1	2	3	4	5
6	7	8	9	10	11	12
13	14	15	16	17	18	19
20	21	22	23	24	25	26
27	28	29	30	1	2	3
4	5	6	7	8	9	10

Shortcuts

Actions

HOMEWORK



The **Profile Picture tab** takes you to an area where you can change your profile picture. Please remember that everyone will see this picture, so make sure it is suitable for school use!

The screenshot shows the eSchools user interface. At the top, there is a navigation bar with tabs for MESSAGES, CALENDAR, PROJECTS, BLOGS, CLASSES, and HOMEWORK. The HOMEWORK tab is active, and a dropdown menu is open, showing 'PROFILE PICTURE' and 'GROUPS'. The 'GROUPS' option is highlighted with a blue bar. Below the navigation bar, the main content area is titled 'Groups' and shows two group cards: 'Speech and Language Therapy' (purple) and 'Whole School' (teal). A black arrow points from the 'GROUPS' dropdown option to a text box at the bottom of the page.

The **Groups tab** takes you to where all the other groups are that you are part of. You are part of your form class, but also a **Whole School Group**, the **SalT Group** and also teachers will be putting you into work groups just like in school.

The screenshot shows a web browser window with the URL greenbank.eschools.co.uk/groups/view/203962. The page header includes the eSchools logo, a user profile icon, and a 'LOG OUT' button. A navigation bar contains links for 'MESSAGES', 'CALENDAR', 'PROJECTS', 'BLOGS', 'CLASSES', and 'HOMEWORK'. The main content area is titled 'Whole School' and features a carousel of login links. The visible links are for 'start' (Start Consent /File Login), 'striver' (Striver Login - PE and Wellbeing), and 'dot com digital' (Dot Com Digital - Safety).

The **Whole School Group** takes you to all the links that you will need to access all your online learning. It is a rotating carousel, so keep watching and click on the resource you want to access. Everything can be accessed by your eSchools account, you will just need to use your login details also sent home to you in the post. Your Purple Mash login will allow you to access all your 2Simple accounts – so use the same password and username.

Help

If you need anymore help, then email ol@greenbank.cheshire.sch.uk and you will get answered as quickly as possible.